




CONTENTS

Preface	xxiii
Acknowledgment	xxiv
Introduction	xxv
Approach to Dermatologic Diagnosis	xxvi
Outline of Dermatologic Diagnosis	xxvi
Special Clinical and Laboratory Aids to Dermatologic Diagnosis	xxxv

PART I

DISORDERS PRESENTING IN THE SKIN AND MUCOUS MEMBRANES

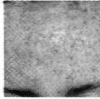
	SECTION 1	
	DISORDERS OF SEBACEOUS AND APOCRINE GLANDS	2
	Acne Vulgaris (Common Acne) and Cystic Acne	2
	Rosacea	9
	Perioral Dermatitis	14
	Hidradenitis Suppurativa	16
	SECTION 2	
	ECZEMA/DERMATITIS	20
	Contact Dermatitis	20
	Irritant Contact Dermatitis	20
	Acute Irritant Contact Dermatitis	21
	Chronic Irritant Contact Dermatitis	22
	Allergic Contact Dermatitis	26
	Allergic Contact Dermatitis Due to Plants	29
	Systemic ACD	32
	Airborne ACD	32
	Atopic Dermatitis	34
	Lichen Simplex Chronicus	42
	Prurigo Nodularis	44
	Dyshidrotic Eczematous Dermatitis	45
	Nummular Eczema	46
	Autosensitization Dermatitis	48
	Seborrheic Dermatitis	48
	Asteatotic Dermatitis	52
	SECTION 3	
	PSORIASIS	53
	Psoriasis Vulgaris	53
	Pustular Psoriasis	62
	Palmoplantar Pustulosis	62
	Generalized Acute Pustular Psoriasis (von Zumbusch)	64

Psoriatic Erythroderma	67
Psoriatic Arthritis	67
Management of Psoriasis	67



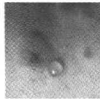
SECTION 4

ICHTHYOSES	72
Dominant Ichthyosis Vulgaris	72
X-Linked Ichthyosis	75
Lamellar Ichthyosis	78
Epidermolytic Hyperkeratosis	81
Ichthyosis in the Newborn	83
Collodion Baby	83
Harlequin Fetus	84
Syndromic Ichthyosis	84
Acquired Ichthyosis	84
Inherited Keratodermas of Palms and Soles	84
Diffuse Palmoplantar Keratoderma	85
Punctate Palmoplantar Keratoderma	85
Focal Palmoplantar Keratoderma	86



SECTION 5

MISCELLANEOUS EPIDERMAL DISORDERS	88
Acanthosis Nigricans	88
Darier Disease	90
Grover Disease	92
Pityriasis Rubra Pilaris	93
Disseminated Superficial Actinic Porokeratosis	96



SECTION 6

BULLOUS DISEASES	98
Hereditary Epidermolysis Bullosa	98
Familial Benign Pemphigus	105
Pemphigus	106
Bullous Pemphigoid	112
Cicatricial Pemphigoid	114
Pemphigoid Gestationis	115
Dermatitis Herpetiformis	116
Linear IgA Dermatitis	119
Epidermolysis Bullosa Acquisita	120



SECTION 7

MISCELLANEOUS INFLAMMATORY DISORDERS	122
Pityriasis Rosea	122
Parapsoriasis en Plaques	124
Small-Plaque Parapsoriasis (Digitate Dermatitis)	124
Large-Plaque Parapsoriasis (Parapsoriasis en Plaques)	126
Lichen Planus	128
Granuloma Annulare	134

Morphea	136
Lichen Sclerosus et Atrophicus	142
Pigmented Purpuric Dermatoses	144
Pityriasis Lichenoides (Acute and Chronic)	146
Erythema Multiforme Syndrome	148
Erythema Nodosum Syndrome	152
Other Panniculitides	154
Pyoderma Gangrenosum	156
Sweet Syndrome	160
Granuloma Faciale	163



SECTION 8

SEVERE AND LIFE-THREATENING ERUPTIONS IN THE ACUTELY ILL PATIENT 164

Exfoliative Erythroderma Syndrome	164
Rashes in the Acutely Ill Febrile Patient	170
Stevens-Johnson Syndrome and Toxic Epidermal Necrolysis	173



SECTION 9

BENIGN NEOPLASMS AND HYPERPLASIAS 178

Disorders of Melanocytes	178
Acquired Nevomelanocytic Nevi	178
Halo Nevomelanocytic Nevus	183
Blue Nevus	184
Nevus Spilus	186
Spitz Nevus	188
Mongolian Spot	189
Nevus of Ota	190
Vascular Tumors and Malformations	192
Vascular Tumors	193
Hemangioma of Infancy	193
Pyogenic Granuloma	198
Glomus Tumor	199
Angiosarcoma	200
Vascular Malformations	201
Capillary Malformations	201
<i>Port-Wine Stain</i>	201
<i>Spider Angioma</i>	202
<i>Venous Lake</i>	204
<i>Cherry Angioma</i>	205
<i>Angiokeratoma</i>	206
Lymphatic Malformation	208
<i>Lymphangioma</i>	208
Capillary/Venous Malformations	209
Miscellaneous Cysts and Pseudocysts	211
Epidermoid Cyst	212
Trichilemmal Cyst	212
Epidermal Inclusion Cyst	212
Milia	213
Digital Myxoid Cyst	214

Miscellaneous Benign Neoplasms and Hyperplasias	215
Seborrheic Keratosis	215
Becker Nevus	219
Trichoepithelioma	220
Syringoma	220
Sebaceous Hyperplasia	222
Nevus Sebaceous	222
Epidermal Nevus	222
Benign Dermal and Subcutaneous Neoplasms and Hyperplasias	224
Lipoma	224
Dermatofibroma	224
Hypertrophic Scars and Keloids	227
Infantile Digital Fibromatosis	230
Skin Tag	231

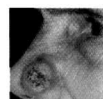


SECTION 10

PHOTOSENSITIVITY, PHOTO-INDUCED DISORDERS, AND DISORDERS BY IONIZING RADIATION

232

Skin Reactions to Sunlight	232
Acute Sun Damage (Sunburn)	235
Drug-/Chemical-Induced Photosensitivity	236
Phototoxic Drug-/Chemical-Induced Photosensitivity	238
<i>Systemic Phototoxic Dermatitis</i>	240
<i>Topical Phototoxic Dermatitis</i>	241
<i>Phytophotodermatitis</i>	242
Photoallergic Drug-/Chemical-Induced Photosensitivity	244
Polymorphous Light Eruption	248
Solar Urticaria	250
Photoexacerbated Dermatoses	250
Metabolic Photosensitivity — The Porphyrrias	252
<i>Porphyria Cutanea Tarda</i>	252
<i>Variante Porphyria</i>	257
<i>Erythropoietic Protoporphyrria</i>	259
Chronic Photodamage	262
Dermatoheliosis (“Photoaging”)	262
Solar Lentigo	264
Chondrodermatitis Nodularis Helicis	266
Actinic Keratosis	267
Skin Reactions to Ionizing Radiation	270
Radiation Dermatitis	270



SECTION 11

PRECANCEROUS LESIONS AND CUTANEOUS CARCINOMAS

274

Epidermal Precancers and Cancers	274
Epithelial Precancerous Lesions and SCCIS	274
Solar or Actinic Keratosis	275
Cutaneous Horn	275
Arsenical Keratoses	276
Squamous Cell Carcinoma in Situ	276
Invasive Squamous Cell Carcinoma	280

Keratoakanthoma	286
Basal Cell Carcinoma	287
Basal Cell Nevus Syndrome	294
Malignant Appendage Tumors	296
Merkel Cell Carcinoma	296
Dermatofibrosarcoma Protuberans	298
Atypical Fibrosarcoma	299

SECTION 12

MELANOMA PRECURSORS AND PRIMARY CUTANEOUS MELANOMA 300

Precursors of Cutaneous Melanoma	300
Dysplastic Melanocytic Nevus	300
Congenital Nevomelanocytic Nevus	304
Cutaneous Melanoma	308
Clinical Presentations of Melanoma	310
<i>Melanoma in Situ</i>	311
<i>Lentigo Maligna Melanoma</i>	312
<i>Superficial Spreading Melanoma</i>	315
<i>Nodular Melanoma</i>	320
<i>Desmoplastic Melanoma</i>	323
<i>Acral Lentiginous Melanoma</i>	324
<i>Amelanotic Melanoma</i>	326
<i>Malignant Melanoma of the Mucosa</i>	327
Metastatic Melanoma	328
Staging of Melanoma	331
Prognosis of Melanoma	332
Management of Melanoma	332

SECTION 13

PIGMENTARY DISORDERS 334

Vitiligo	335
Albinism	341
Oculocutaneous Albinism	341
Melasma	344
Pigmentary Changes Following Inflammation of the Skin	346
Hyperpigmentation	346
Hypopigmentation	349

PART II

DERMATOLOGY AND INTERNAL MEDICINE

SECTION 14

THE SKIN SIGNS IN IMMUNE, AUTOIMMUNE, AND RHEUMATIC DISORDERS 354

Systemic Amyloidosis	354
Systemic AL Amyloidosis	354
Systemic AA Amyloidosis	356
Localized Cutaneous Amyloidosis	356

Urticaria and Angioedema	358
Behçet Disease	366
Dermatomyositis	370
Livedo Reticularis	374
Sneddon Syndrome	376
Lupus Erythematosus	376
Systemic Lupus Erythematosus	378
Cutaneous Lupus Erythematosus	380
<i>Acute Cutaneous Lupus Erythematosus</i>	380
<i>Subacute Cutaneous Lupus Erythematosus</i>	383
<i>Chronic Cutaneous Lupus Erythematosus</i>	384
<i>Classic Chronic Discoid LE</i>	384
<i>Chronic Lupus Panniculitis</i>	388
Scleroderma	389
Scleroderma-Like Conditions	393
Raynaud Phenomenon	394
Vasculitis	397
Hypersensitivity Vasculitis	397
Schönlein-Henoch Purpura	399
Polyarteritis Nodosa	400
Wegener Granulomatosis	402
Giant Cell Arteritis	405
Urticarial Vasculitis	407
Nodular Vasculitis	408
Kawasaki Disease	410
Reactive Arthritis	414
Sarcoidosis	417


SECTION 15
ENDOCRINE, METABOLIC, NUTRITIONAL, AND GENETIC DISEASES 420

Skin Diseases in Pregnancy	420
Cholestasis of Pregnancy	420
Pustular Psoriasis in Pregnancy	420
Pemphigoid Gestationis	420
Polymorphic Eruption of Pregnancy	422
Prurigo of Pregnancy and Atopic Eruption of Pregnancy	422
Skin Manifestations of Obesity	424
Diabetes Mellitus	424
Skin Diseases Associated with Diabetes Mellitus	424
Diabetic Bullae	425
“Diabetic Foot” and Diabetic Neuropathy	426
Diabetic Dermopathy	427
Necrobiosis Lipoidica	428
Cushing Syndrome and Hypercorticism	430
Graves Disease and Hyperthyroidism	431
Hypothyroidism and Myxedema	431
Addison Disease	433
Metabolic and Nutritional Disorders	434
Xanthomas	434

<i>Xanthelasma</i>	436
<i>Xanthoma Tendineum</i>	436
<i>Xanthoma Tuberosum</i>	436
<i>Eruptive Xanthoma</i>	438
<i>Xanthoma Striatum Palmare</i>	438
<i>Normolipemic Plane Xanthoma</i>	439
Scurvy	440
Zinc Deficiency and Acrodermatitis Enteropathica	442
Pellagra	445
Gout	446
Genetic Diseases	448
Pseudoxanthoma Elasticum	448
Tuberous Sclerosis	449
Neurofibromatosis	453
Hereditary Hemorrhagic Telangiectasia	457

SECTION 16

SKIN SIGNS OF VASCULAR INSUFFICIENCY **458**

Atherosclerosis, Arterial Insufficiency, and Atheroembolization	458
Thromboangiitis Obliterans	462
Thrombophlebitis and Deep Venous Thrombosis	462
Chronic Venous Insufficiency	465
Most Common Leg/Foot Ulcers	471
Livedoid Vasculitis	475
Chronic Lymphatic Insufficiency	476
Pressure Ulcers	477

SECTION 17

SKIN SIGNS OF RENAL INSUFFICIENCY **480**

Classification of Skin Changes	480
Calciophylaxis	480
Nephrogenic Fibrosing Dermopathy	483
Acquired Perforating Disorders	485

SECTION 18

SKIN SIGNS OF SYSTEMIC CANCERS **486**

Mucocutaneous Signs of Systemic Cancers	486
Classification of Skin Signs of Systemic Cancer	486
Metastatic Cancer to the Skin	487
Paget Disease	494
Mammary Paget Disease	494
Extramammary Paget Disease	496
Cowden Syndrome (Multiple Hamartoma Syndrome)	498
Peutz-Jeghers Syndrome	498
Glucagonoma Syndrome	500
Malignant Acanthosis Nigricans	502
Paraneoplastic Pemphigus	503


SECTION 19
SKIN SIGNS OF HEMATOLOGIC DISEASE 504

Thrombocytopenic Purpura	504
Disseminated Intravascular Coagulation	506
Cryoglobulinemia	509
Leukemia Cutis	511
Langerhans Cell Histiocytosis	514
Mastocytosis Syndromes	519


SECTION 20
CUTANEOUS LYMPHOMAS AND SARCOMA 524

Adult T Cell Leukemia/Lymphoma	524
Cutaneous T Cell Lymphoma	526
Mycosis Fungoides	526
Mycosis Fungoides Variants	530
Sézary Syndrome	534
Lymphomatoid Papulosis	535
Cutaneous Anaplastic Large Cell Lymphomas	535
Cutaneous B Cell Lymphoma	537
Kaposi Sarcoma	538


SECTION 21
SKIN DISEASES IN ORGAN AND BONE MARROW TRANSPLANTATION 544

Most Common Infections Associated with Organ Transplantation	544
Skin Cancers Associated with Organ Transplantation	544
Graft-versus-Host Disease	546
Acute Cutaneous GVHR	546
Chronic Cutaneous GVHR	550


SECTION 22
ADVERSE CUTANEOUS DRUG REACTIONS 552

Clinical Types of Adverse Cutaneous Drug Reactions	553
Exanthematous Drug Reactions	557
Pustular Eruptions	561
Drug-Induced Acute Urticaria, Angioedema, Edema, and Anaphylaxis	563
Fixed Drug Eruption	566
Drug Hypersensitivity Syndrome	568
Drug-Induced Pigmentation	570
Pseudoporphyria	574
ACDR-Related Necrosis	575
ACDR Related to Chemotherapy	579

SECTION 23

DISORDERS OF PSYCHIATRIC ETIOLOGY**582**

Classification of Disorders of Psychiatric Etiology	582
Dysmorphic Syndrome	582
Delusions of Parasitosis	582
Neurotic Excoriations and Trichotillomania	583
Factitious Syndromes (Münchausen Syndrome)	586
Cutaneous Signs of Injecting Drug Use	587

PART III**DISEASES DUE TO MICROBIAL AGENTS**

SECTION 24

BACTERIAL INFECTIONS INVOLVING THE SKIN**590**

<i>Staphylococcus aureus</i> : Infections and Intoxications	591
<i>Streptococcus Pyogenes</i> : Infections and Intoxications	591
Superficial Bacterial Epidermal Colonizations and Infections	592
Erythrasma	592
Pitted Keratolysis	594
Trichomycosis	595
Nonspecific Intertrigo	596
Pyoderma	597
Impetigo and Ecthyma	597
Abscess, Furuncle, and Carbuncle	605
Soft Tissue Infections	609
Erysipelas and Cellulitis	609
Necrotizing Soft Tissue Infections	618
Lymphangitis	619
Wound Infections	621
Gram-Positive Coccal Infections Associated with Toxin Production (Intoxications)	625
Staphylococcal Scalded-Skin Syndrome	626
Toxic Shock Syndrome	629
Scarlet Fever	631
Gram-Positive Bacillary Infections Associated with Toxin Production	634
Cutaneous Anthrax	634
Cutaneous Diphtheria	637
Tetanus	637
Infective Endocarditis, Sepsis, and Septic Shock	638
Infective Endocarditis	638
Sepsis and Septic Shock	642
<i>Neisseria</i>	646
<i>Neisseria meningitidis</i> Infection	646
<i>Neisseria gonorrhoeae</i> Infections	649
<i>Neisseria gonorrhoeae</i>: Local Infections	650
Disseminated Gonococcal Infection	652

Gram-Negative Infections	654
<i>Bartonella</i> Infections	654
Cat-Scratch Disease	655
<i>Bartonella</i> Infections in HIV/AIDS	658
Bacillary Angiomatosis	658
Tularemia	659
<i>Pseudomonas</i> Species	662
Cutaneous <i>Pseudomonas aeruginosa</i> Infections	662
Mycobacterial Infections	664
Classification of Mycobacteria and Mycobacterial Infections	665
Leprosy	665
Cutaneous Tuberculosis	671
Nontuberculous Mycobacterial Infections	677
<i>Mycobacterium marinum</i> Infection	678
<i>Mycobacterium ulcerans</i> Infection	680
<i>Mycobacterium fortuitum</i> Complex Infections	682
Lyme Borreliosis	684


SECTION 25
FUNGAL INFECTIONS OF THE SKIN AND HAIR**692**

Superficial Fungal Infections	692
Dermatophytoses	693
Dermatophytoses of Epidermis	697
<i>Tinea Pedis</i>	697
<i>Tinea Manuum</i>	701
<i>Tinea Cruris</i>	703
<i>Tinea Corporis</i>	704
<i>Tinea Facialis</i>	707
<i>Tinea Incognito</i>	708
Dermatophytoses of Hair	708
<i>Tinea Capitis</i>	709
<i>Tinea Barbae</i>	715
<i>Dermatophytic Folliculitis</i>	716
<i>Majocchi Granuloma</i>	717
Candidiasis	718
Cutaneous Candidiasis	720
Oropharyngeal Candidiasis	724
Genital Candidiasis	727
Candidiasis of Nail Apparatus	730
Chronic Mucocutaneous Candidiasis	730
<i>Malassezia</i> Infections	732
Pityriasis Versicolor	732
<i>Malassezia</i> Folliculitis	734
<i>Trichosporon</i> Infections	736
Tinea Nigra	736
Invasive and Disseminated Fungal Infections	737
Subcutaneous Mycoses	737
<i>Mycetoma</i>	738
<i>Chromomycosis</i>	742
<i>Sporotrichosis</i>	744

Systemic Fungal Infections with Dissemination to Skin	747
<i>Disseminated Cryptococcosis</i>	747
<i>Histoplasmosis</i>	749
<i>Blastomycosis: Cutaneous Manifestations</i>	753
<i>Disseminated Coccidioidomycosis</i>	755
<i>Disseminated Penicillinosis</i>	758
<i>Penicillinosis</i>	758
<i>Acute Candidemia and Disseminated Candidiasis</i>	758

SECTION 26

RICKETTSIAL INFECTIONS **760**


Tick-Borne Spotted Fever	761
<i>Rocky Mountain Spotted Fever</i>	761
<i>Tick-Borne Typhus</i>	765
Rickettsialpox	768
Louse-Borne Typhus	768

SECTION 27

VIRAL INFECTIONS OF SKIN AND MUCOSA **770**

Poxvirus Infections	770
Molluscum Contagiosum	771
Human Orf	776
Milker's Nodules	778
Smallpox	779
Cowpox, Monkeypox, Tanapox	782
<i>Cowpox</i>	782
<i>Monkeypox</i>	783
<i>Tanapox</i>	783
Vaccinia	783
Human Papillomavirus Infections	787
Human Papillomavirus Cutaneous Infections	788
Infectious Exanthems	795
Rubella	798
Measles	800
Enteroviral Infections	803
Hand-Foot-and-Mouth Disease	803
Herpangina	804
Erythema Infectiosum	806
Gianotti-Crosti Syndrome	809
Dengue Fever	810
Human Herpesviruses	813
Herpes Simplex Virus (HSV) Infection	813
Nongenital Herpes Simplex Virus Infection	818
Neonatal Herpes Simplex Virus Infection	823
Herpes Simplex Virus: Widespread Cutaneous Infection	825
Associated with Cutaneous Immunocompromise	
Herpes Simplex Virus: Infections Associated with Systemic Immunocompromise	827

Varicella Zoster Virus Infections	831
Varicella	833
Herpes Zoster	837
Varicella Zoster Virus Infections in the Immunocompromised Host	846
Human Herpes Virus-6 and -7 Infections: Exanthema Subitum	850



SECTION 28

ARTHROPOD INSECT BITES, STINGS, AND CUTANEOUS INFECTIONS 852

Cutaneous Reactions to Arthropod Bites	852
Pediculosis	860
Pediculosis Capitis	861
Pediculosis Corporis	863
Pediculosis Pubis (Phthiriasis)	865
Mite Bites and Infestations	868
Scabies	868
Cutaneous Larva Migrans	876
Water-Associated Infections and Infestations	879
Cercarial Dermatitis	880
Seabather's Eruption	880
Envenomations Caused by Cnidaria	882
Injuries Caused by Echinoderms	882



SECTION 29

SYSTEMIC PARASITIC INFECTIONS 884

Cutaneous and Mucocutaneous Leishmaniasis	884
Trypanosomiasis	893
American Trypanosomiasis	893
Human African Trypanosomiasis	894
Cutaneous Amebiasis and Acanthamebiasis	895
Cutaneous Amebiasis	895
Cutaneous Acanthamebiasis	895




SECTION 30

SEXUALLY TRANSMITTED INFECTIONS 896

Human Papillomavirus: Mucosal Infections	900
External Genital Warts	901
HPV: Squamous Cell Carcinoma in Situ and Invasive SCC of Anogenital Skin	908
Herpes Simplex Virus: Genital Infections	912
Syphilis	919
Primary Syphilis	922
Secondary Syphilis	924
Latent Syphilis	928
Tertiary/Late Syphilis	930
Congenital Syphilis	931
<i>Haemophilus ducreyi</i>: Chancroid	931
Donovanosis	934

<i>Chlamydia trachomatis</i> Infections	936
Localized <i>C. trachomatis</i> Infection	937
Invasive <i>C. trachomatis</i> Infection: Lymphogranuloma venereum	939



SECTION 31

HUMAN RETROVIRAL INFECTIONS AND MUCOCUTANEOUS MANIFESTATIONS OF HIV/AIDS DISEASE **942**

Global HIV/AIDS Pandemic	942
HIV/AIDS Disease and AIDS	942
Acute HIV/AIDS Syndrome	946
Eosinophilic Folliculitis	948
Oral Hairy Leukoplakia	950
Adverse Cutaneous Drug Eruptions in HIV/AIDS Disease	951
Abnormalities of Fat Distribution	953
Variations of Common Mucocutaneous Disorders in HIV/AIDS Disease	955

PART IV

SKIN SIGNS OF HAIR, NAIL, AND MUCOSAL DISORDERS



SECTION 32

DISORDERS OF HAIR FOLLICLES AND RELATED DISORDERS **961**

Biology of Hair Growth Cycles	962
Classification of Alopecia	964
Hair Loss: Alopecia	965
<i>Pattern Hair loss</i>	965
<i>Alopecia Areata</i>	971
<i>Telogen Effluvium</i>	975
<i>Anagen Effluvium</i>	979
Cicatricial or Scarring Alopecia	981
Excess Hair Growth	989
Hirsutism	989
Hypertrichosis	992
Infectious Folliculitis	993



SECTION 33

DISORDERS OF THE NAIL APPARATUS **1000**

Normal Nail Apparatus	1000
Local Disorders of Nail Apparatus	1002
Chronic Paronychia	1002
Onycholysis	1003
Green Nail Syndrome	1004
Onychauxis and Onychogryphosis	1004
Psychiatric Disorders	1005
Nail Apparatus Involvement of Cutaneous Diseases	1006
Psoriasis	1006
Lichen Planus	1008

Alopecia Areata	1008
Darier Disease (Darier-White Disease, Keratosis Follicularis)	1010
Chemical Irritant or Allergic Damage or Dermatitis	1010
Neoplasms of the Nail Apparatus	1011
Myxoid Cysts of Digits	1011
Longitudinal Melanonychia	1011
Nail Matrix Nevi	1012
Acrolentiginous Melanoma	1012
Squamous Cell Carcinoma	1012
Infections of the Nail Apparatus	1014
Bacterial Infections	1014
<i>Acute Paronychia</i>	1014
<i>Felon</i>	1014
Fungal Infections and Onychomycosis	1014
<i>Candida Onychia</i>	1015
<i>Tinea Unguium/Onychomycosis</i>	1016
Nail Signs of Multisystem Diseases	1021
Transverse or Beau Lines	1021
Leukonychia	1021
Yellow Nail Syndrome	1022
Periungual Fibroma	1022
Splinter Hemorrhages	1024
Nail Fold/Periungual Erythema and Telangiectasia	1024
Pterygium Inversum Unguium	1024
Systemic Amyloidosis	1024
Koilonychia	1026
Clubbed Nails	1026
Drug-Induced Nail Changes	1027



SECTION 34

DISORDERS OF THE MOUTH

1028

Diseases of the Lips	1028
Angular Cheilitis (Perleche)	1028
Conditions of the Tongue	1028
Fissured Tongue	1028
Black or White Hairy Tongue	1029
Oral Hairy Leukoplakia	1029
Migratory Glossitis	1030
Diseases of the Gingiva, Periodontium, and Mucous Membranes	1030
Gingivitis and Periodontitis	1030
Erosive Gingivostomatitis	1030
Lichenoid Mucositis	1030
Lichen Planus	1031
Acute Necrotizing Ulcerative Gingivitis	1032
Gingival Hyperplasia	1032
Aphthous Ulceration	1034
Leukoplakia	1036
Erythematous Lesions and/or Leukoplakia	1037
Premalignant and Malignant Neoplasms	1038
Dysplasia and Squamous Cell Carcinoma in Situ	1038

Oral Invasive Squamous Cell Carcinoma	1038
Oral Verrucous Carcinoma	1039
Oropharyngeal Melanoma	1040
Submucosal Nodules	1040
Mucocele	1040
Irritation Fibroma	1041
Cutaneous Odontogenic (Dental) Abscess	1042
Cutaneous Disorders Involving the Mouth	1043
Pemphigus Vulgaris (PV)	1043
Paraneoplastic Pemphigus	1043
Bullous Pemphigoid	1043
Cicatricial Pemphigoid	1044
Systemic Diseases Involving the Mouth	1044
Lupus Erythematosus	1044
Behçet Disease	1044
Stevens-Johnson Syndrome / Toxic Epidermonecrosis	1044
Adverse Drug Reactions	1044

SECTION 35

DISORDERS OF THE GENITALIA, PERINEUM, AND ANUS

1046

Variants of Genital Anatomy	1046
Pearly Penile Papules	1046
Sebaceous Gland Prominence	1046
Angiokeratoma	1047
Chronic Pain Syndrome	1047
Disorders Specific to Genital Anatomy	1048
Sclerosing Lymphangitis of Penis	1048
Chronic Lymphedema of the Genitalia	1048
Plasma Cell Balanitis and Vulvitis	1048
Phimosis, Paraphimosis, Balanitis Xerotica Obliterans	1050
Mucocutaneous Disorders	1051
Genital(Penile/Vulvar/Anal) Lentiginoses	1051
Vitiligo and Leukoderma	1052
Psoriasis Vulgaris	1052
Lichen Planus	1054
Lichen Nitidus	1055
Lichen Sclerosus	1055
Migratory Necrolytic Erythema	1058
Genital Aphthous Ulcerations	1058
Eczematous Dermatitis	1059
<i>Allergic Contact Dermatitis</i>	1059
<i>Atopic Dermatitis, Lichen Simplex Chronicus, Pruritus Ani</i>	1060
Fixed Drug Eruption	1061
Premalignant and Malignant Lesions	1062
Squamous Cell Carcinoma in Situ	1062
HPV-Induced Intraepithelial Neoplasia and Squamous Cell Carcinoma in Situ	1063
Invasive Anogenital Squamous Cell Carcinoma	1064
Invasive SCC of Penis	1064

Invasive SCC of Vulva	1064
Invasive SCC of Cutaneous Anus	1064
Genital Verrucous Carcinoma	1064
Malignant Melanoma of the Anogenital Region	1065
Extramammary Paget Disease	1066
Kaposi Sarcoma	1066
Anogenital Infections	1066

SECTION 36

GENERALIZED PRURITUS WITHOUT SKIN LESIONS	1068
--	-------------

APPENDICES	1072
-------------------	-------------

APPENDIX A: "Travel" Dermatology	1072
APPENDIX B: Dermatologic Manifestations of Diseases Inflicted by Biologic Warfare/Bioterrorism	1072
APPENDIX C: Chemical Bioterrorism and Industrial Accidents	1074
APPENDIX D: Drug Use in Pregnancy	1075

Index	1077
--------------	-------------